


4592 m.

GRANDE PRÉMIO TISSOT DE PORTUGAL

Sprint

Classification after 12 laps = 55.104 km

29

Pos		Rider	Nation	Team	Motorcycle	Total Time	Km/h	Gap
1	12	12 Maverick VIÑALES	SPA	Aprilia Racing	APRILIA	19'49.636	166.7	
2	9	93 Marc MARQUEZ	SPA	Gresini Racing MotoGP	DUCATI	19'50.675	166.6	1.039
3	7	89 Jorge MARTIN	SPA	Prima Pramac Racing	DUCATI	19'50.758	166.5	1.122
4	6	1 Francesco BAGNAIA	ITA	Ducati Lenovo Team	DUCATI	19'53.791	166.1	4.155
5	5	43 Jack MILLER	AUS	Red Bull KTM Factory Racing	KTM	19'53.965	166.1	4.329
6	4	23 Enea BASTIANINI	ITA	Ducati Lenovo Team	DUCATI	19'54.020	166.1	4.384
7	3	31 Pedro ACOSTA	SPA	Red Bull GASGAS Tech3	KTM	19'54.724	166.0	5.088
8	2	41 Aleix ESPARGARO	SPA	Aprilia Racing	APRILIA	19'55.797	165.8	6.161
9	1	20 Fabio QUARTARARO	FRA	Monster Energy Yamaha MotoGP	YAMAHA	19'57.137	165.7	7.501
10		25 Raul FERNANDEZ	SPA	Trackhouse Racing	APRILIA	19'58.120	165.5	8.484
11		72 Marco BEZZECCHI	ITA	Pertamina Enduro VR46 Racing T	DUCATI	19'59.165	165.4	9.529
12		88 Miguel OLIVEIRA	POR	Trackhouse Racing	APRILIA	20'00.155	165.2	10.519
13		73 Alex MARQUEZ	SPA	Gresini Racing MotoGP	DUCATI	20'01.094	165.1	11.458
14		36 Joan MIR	SPA	Repsol Honda Team	HONDA	20'03.671	164.8	14.035
15		37 Augusto FERNANDEZ	SPA	Red Bull GASGAS Tech3	KTM	20'04.489	164.6	14.853
16		21 Franco MORBIDELLI	ITA	Prima Pramac Racing	DUCATI	20'05.685	164.5	16.049
17		30 Takaaki NAKAGAMI	JPN	IDEMITSU Honda LCR	HONDA	20'06.034	164.4	16.398
18		10 Luca MARINI	ITA	Repsol Honda Team	HONDA	20'14.543	163.3	24.907

Not classified

5	Johann ZARCO	FRA	CASTROL Honda LCR	HONDA	9'16.362	148.5	7 laps
33	Brad BINDER	RSA	Red Bull KTM Factory Racing	KTM	5'00.299	165.1	9 laps
49	Fabio DI GIANNANTONIO	ITA	Pertamina Enduro VR46 Racing T	DUCATI	5'02.729	163.8	9 laps
42	Alex RINS	SPA	Monster Energy Yamaha MotoGP	YAMAHA	3'21.674	163.9	10 laps

Race condition: Dry

Air: 23°
Humidity: 48%
Ground: 37°

Pole Position:

		Enea BASTIANINI	1'37.706	169.1 Km/h
Fastest Lap:	Lap 7	Jorge MARTIN	1'38.479	167.8 Km/h
Best Race Lap:	2023	Aleix ESPARGARO	1'38.872	167.1 Km/h
All Time Lap Record:	2023	Marc MARQUEZ	1'37.226	170.0 Km/h

14:45'00

15:00'00

15:02'31

15:04'41 -

15:06'18 Alex RINS

15:08'20 Johann ZARCO

15:08'27 Johann ZARCO

15:08'48 Fabio DI GIANNANTONIO

15:08'57 Brad BINDER

15:12'36 Johann ZARCO

SIGHTING LAP START

WARM UP LAP START

RACE START

No jump starts

crashed out - Rider OK

crashed out - Rider OK

re-joined race

crashed out - Rider OK

crashed out - Rider OK

entered pits and retired

The results are provisional until the end of the limit for protest and appeals.

Time limit for protest expires 60' after publication of the results - Time:

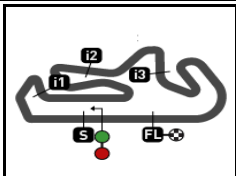
These data/results cannot be reproduced, stored and/or transmitted in whole or in part by any manner of electronic, mechanical, photocopying, recording, broadcasting or otherwise now known or herein after developed without the previous express consent by the copyright owner, except for reproduction in daily press and regular printed publications on sale to the public within 60 days of the event related to those data/results and always provided that copyright symbol appears together as follows below.

© DORNA, 2024

Official MotoGP Timing by TISSOT
www.motogp.com



Portimao, Saturday, March 23, 2024



4592 m.

GRANDE PRÉMIO TISSOT DE PORTUGAL

After the Sprint

World Championship Classification

MotoGP™

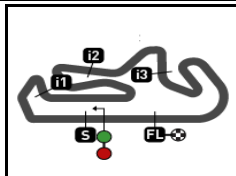
30

Rider	Points	Leader	Prev	QAT	POR	AME	SPA	FRA	CAT	ITA	KAZ	NED	GER	GBR	AUT	ARA	RSM	IND	INA	JPN	AUS	THA	MAL	VAL	
1 BAGNAIA Francesco [ITA]	37			31 6 25	6 6																				
2 MARTIN Jorge [SPA]	35	2	2	28 12 16	7 7																				
3 BINDER Brad [RSA]	29	8	6	29 9 20	-																				
4 MARQUEZ Marc [SPA]	27	10	2	18 5 13	9 9																				
5 VIÑALES Maverick [SPA]	19	18	8	7 1 6	12 12																				
6 BASTIANINI Enea [ITA]	19	18	0	15 4 11	4 4																				
7 ESPARGARO Aleix [SPA]	17	20	2	15 7 8	2 2																				
8 MARQUEZ Alex [SPA]	13	24	4	13 3 10	0 0																				
9 ACOSTA Pedro [SPA]	12	25	1	9 2 7	3 3																				
10 DI GIANNANTONIO Fabio [ITA]	9	28	3	9 - 9	-																				
11 QUARTARARO Fabio [FRA]	6	31	3	5 0 5	1 1																				
12 MILLER Jack [AUS]	5	32	1	0 0 0	5 5																				

These data/results cannot be reproduced, stored and/or transmitted in whole or in part by any manner of electronic, mechanical, photocopying, recording, broadcasting or otherwise now known or herein after developed without the previous express consent by the copyright owner, except for reproduction in daily press and regular printed publications on sale to the public within 60 days of the event related to those data/results and always provided that copyright symbol appears together as follows below.
© DORNA, 2024

Official MotoGP Timing by **TISSOT**
www.motogp.com





4592 m.

GRANDE PRÉMIO TISSOT DE PORTUGAL

After the Sprint

World Championship Classification

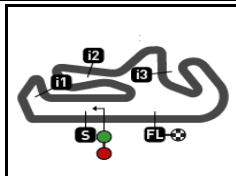
MotoGP™

30

Rider	Points	Leader	Prev	QAT	POR	AME	SPA	FRA	CAT	ITA	KAZ	NED	GER	GBR	AUT	ARA	RSM	IND	INA	JPN	AUS	THA	MAL	VAL	
13 ZARCO Johann [FRA]	4	33	1	4 0 4	-																				
14 MIR Joan [SPA]	3	34	1	3 0 3	0 0																				
15 BEZZECCHI Marco [ITA]	2	35	1	2 0 2	0 0																				
16 OLIVEIRA Miguel [POR]	1	36	1	1 0 1	0 0																				
17 FERNANDEZ Raul [SPA]	0	37	1	0 0	0 -																				
18 FERNANDEZ Augusto [SPA]	0	37	0	0 0 0	0 0																				
19 MORBIDELLI Franco [ITA]	0	37	0	0 0 0	0 0																				
20 RINS Alex [SPA]	0	37	0	0 0 0	-																				
21 NAKAGAMI Takaaki [JPN]	0	37	0	0 0 0	0 0																				
22 MARINI Luca [ITA]	0	37	0	0 0 0	0 0																				

These data/results cannot be reproduced, stored and/or transmitted in whole or in part by any manner of electronic, mechanical, photocopying, recording, broadcasting or otherwise now known or herein after developed without the previous express consent by the copyright owner, except for reproduction in daily press and regular printed publications on sale to the public within 60 days of the event related to those data/results and always provided that copyright symbol appears together as follows below.
© DORNA, 2024





4592 m.

GRANDE PRÉMIO TISSOT DE PORTUGAL

After the Sprint

World Championship Classification

MotoGP™

30

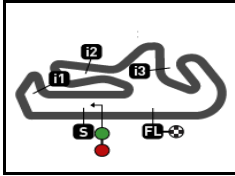
Constructor	Points	Leader	Previous	QAT	POR	AME	SPA	FRA	CAT	ITA	KAZ	NED	GER	GBR	AUT	ARA	RSM	IND	INA	JPN	AUS	THA	MAL	VAL	
1 DUCATI	46			37	9																				
2 KTM	34	12	12	29	5																				
3 APRILIA	27	19	7	15	12																				
4 YAMAHA	6	40	21	5	1																				
5 HONDA	4	42	2	4	-																				

Team	Points	Leader	Previous	QAT	POR	AME	SPA	FRA	CAT	ITA	KAZ	NED	GER	GBR	AUT	ARA	RSM	IND	INA	JPN	AUS	THA	MAL	VAL	
1 DUCATI LENOVO TEAM	56			46	10																				
2 GRESINI RACING MOTOGP	40	16	16	31	9																				
3 APRILIA RACING	36	20	4	22	14																				
4 PRIMA PRAMAC RACING	35	21	1	28	7																				
5 RED BULL KTM FACTORY RACING	34	22	1	29	5																				
6 RED BULL GASGAS TECH3	12	44	22	9	3																				
7 PERTAMINA ENDURO VR46 RACING TE	11	45	1	11	-																				
8 MONSTER ENERGY YAMAHA MOTOGP	6	50	5	5	1																				
9 LCR HONDA	4	52	2	4	-																				
10 REPSOL HONDA TEAM	3	53	1	3	-																				
11 TRACKHOUSE RACING	1	55	2	1	-																				

These data/results cannot be reproduced, stored and/or transmitted in whole or in part by any manner of electronic, mechanical, photocopying, recording, broadcasting or otherwise now known or herein after developed without the previous express consent by the copyright owner, except for reproduction in daily press and regular printed publications on sale to the public within 60 days of the event related to those data/results and always provided that copyright symbol appears together as follows below.
© DORNA, 2024

Official MotoGP Timing by 
www.motogp.com





GRANDE PRÉMIO TISSOT DE PORTUGAL
Sprint
Lap Chart

4592 m.

31

Pos	1	2	3	4	5	6	7	8	9	10	11	12	13	14	15	16	17	18	19	20	21	22
Grid	23	12	89	1	43	72	31	93	20	33	42	73	41	49	88	25	21	37	5	36	30	10

1	43	1	12	93	23	89	33	42	41	20	31	72	25	49	73	88	5	21	37	36	10	30
2	1	43	93	12	89	23	33	41	42	31	20	72	25	49	73	88	5	21	37	36	10	30
3	1	93	43	12	89	23	33	41	31	20	25	49	72	88	5	21	73	37	36	30	10	
4	1	93	12	89	43	23	41	31	20	25	72	88	73	21	37	36	30	10	5			
5	1	12	93	89	43	23	31	41	20	25	72	88	73	21	37	36	30	10	5			
6	1	12	89	93	43	23	31	41	20	25	72	88	73	21	36	37	30	10				
7	1	12	89	93	43	23	31	41	20	25	72	88	73	21	36	37	30	10				
8	1	12	89	93	43	23	31	41	20	25	72	88	73	21	37	36	30	10				
9	12	89	93	1	43	23	31	41	20	25	72	88	73	37	36	21	30	10				
10	12	89	93	1	43	23	31	41	20	25	72	88	73	36	37	21	30	10				
L	11	12	89	93	1	43	23	31	41	20	25	72	88	73	36	37	21	30	10			
a	12	12	93	89	1	43	23	31	41	20	25	72	88	73	36	37	21	30	10			
p																						
s																						

Winner Lapped rider

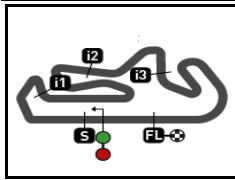
These data/results cannot be reproduced, stored and/or transmitted in whole or in part by any manner of electronic, mechanical, photocopying, recording, broadcasting or otherwise now known or herein after developed without the previous express consent by the copyright owner, except for reproduction in daily press and regular printed publications on sale to the public within 60 days of the event related to those data/results and always provided that copyright symbol appears together as follows below.

© DORNA, 2024

Official MotoGP Timing by TISSOT
 www.motogp.com



Portimao, Saturday, March 23, 2024



4592 m.


GRANDE PRÉMIO TISSOT DE PORTUGAL

Sprint

Fastest Lap of Each Rider

MotoGP™

32

	Rider	Nation	Team	Motorcycle	Time	Lap	Total	Gap
1	89 Jorge MARTIN	SPA	Prima Pramac Racing	DUCATI	1'38.479	7	12	
2	31 Pedro ACOSTA	SPA	Red Bull GASGAS Tech3	KTM	1'38.678	3	12	0.199 0.199
3	93 Marc MARQUEZ	SPA	Gresini Racing MotoGP	DUCATI	1'38.722	7	12	0.243 0.044
4	12 Maverick VIÑALES	SPA	Aprilia Racing	APRILIA	1'38.723	9	12	0.244 0.001
5	1 Francesco BAGNAIA	ITA	Ducati Lenovo Team	DUCATI	1'38.740	3	12	0.261 0.017
6	43 Jack MILLER	AUS	Red Bull KTM Factory Racing	KTM	1'38.852	7	12	0.373 0.112
7	41 Aleix ESPARGARO	SPA	Aprilia Racing	APRILIA	1'38.928	2	12	0.449 0.076
8	23 Enea BASTIANINI	ITA	Ducati Lenovo Team	DUCATI	1'39.004	7	12	0.525 0.076
9	72 Marco BEZZECCHI	ITA	Pertamina Enduro VR46 Racing Tea	DUCATI	1'39.126	6	12	0.647 0.122
10	88 Miguel OLIVEIRA	POR	Trackhouse Racing	APRILIA	1'39.200	7	12	0.721 0.074
11	33 Brad BINDER	RSA	Red Bull KTM Factory Racing	KTM	1'39.217	3	3	0.738 0.017
12	20 Fabio QUARTARARO	FRA	Monster Energy Yamaha MotoGP T	YAMAHA	1'39.239	7	12	0.760 0.022
13	25 Raul FERNANDEZ	SPA	Trackhouse Racing	APRILIA	1'39.263	8	12	0.784 0.024
14	73 Alex MARQUEZ	SPA	Gresini Racing MotoGP	DUCATI	1'39.358	6	12	0.879 0.095
15	42 Alex RINS	SPA	Monster Energy Yamaha MotoGP T	YAMAHA	1'39.389	2	2	0.910 0.031
16	49 Fabio DI GIANNANTONIO	ITA	Pertamina Enduro VR46 Racing Tea	DUCATI	1'39.451	3	3	0.972 0.062
17	30 Takaaki NAKAGAMI	JPN	IDEMITSU Honda LCR	HONDA	1'39.518	4	12	1.039 0.067
18	37 Augusto FERNANDEZ	SPA	Red Bull GASGAS Tech3	KTM	1'39.527	11	12	1.048 0.009
19	36 Joan MIR	SPA	Repsol Honda Team	HONDA	1'39.534	10	12	1.055 0.007
20	5 Johann ZARCO	FRA	CASTROL Honda LCR	HONDA	1'39.575	2	5	1.096 0.041
21	21 Franco MORBIDELLI	ITA	Prima Pramac Racing	DUCATI	1'39.636	5	12	1.157 0.061
22	10 Luca MARINI	ITA	Repsol Honda Team	HONDA	1'40.398	2	12	1.919 0.762

These data/results cannot be reproduced, stored and/or transmitted in whole or in part by any manner of electronic, mechanical, photocopying, recording, broadcasting or otherwise now known or herein after developed without the previous express consent by the copyright owner, except for reproduction in daily press and regular printed publications on sale to the public within 60 days of the event related to those data/results and always provided that copyright symbol appears together as follows below.
© DORNA, 2024



GRANDE PRÉMIO TISSOT DE PORTUGAL

After the Sprint

Event Best Maximum Speed

33



Rider	Nation Team	Motorcycle	Km/h
88 Miguel OLIVEIRA	POR Trackhouse Racing	APRILIA	352.9 Sprint
33 Brad BINDER	RSA Red Bull KTM Factory Racing	KTM	351.7 Sprint
49 Fabio DI GIANNANTONIO	ITA Pertamina Enduro VR46 Racing T	DUCATI	351.7 Sprint
41 Aleix ESPARGARO	SPA Aprilia Racing	APRILIA	351.7 Sprint
72 Marco BEZZECCHI	ITA Pertamina Enduro VR46 Racing T	DUCATI	350.6 Sprint
93 Marc MARQUEZ	SPA Gresini Racing MotoGP	DUCATI	350.6 Sprint
1 Francesco BAGNAIA	ITA Ducati Lenovo Team	DUCATI	350.6 Sprint
5 Johann ZARCO	FRA CASTROL Honda LCR	HONDA	349.5 Sprint
23 Enea BASTIANINI	ITA Ducati Lenovo Team	DUCATI	349.5 Sprint
25 Raul FERNANDEZ	SPA Trackhouse Racing	APRILIA	349.5 Sprint
89 Jorge MARTIN	SPA Prima Pramac Racing	DUCATI	348.3 Sprint
73 Alex MARQUEZ	SPA Gresini Racing MotoGP	DUCATI	348.3 Sprint
12 Maverick VIÑALES	SPA Aprilia Racing	APRILIA	348.3 Sprint
10 Luca MARINI	ITA Repsol Honda Team	HONDA	347.2 Sprint
20 Fabio QUARTARARO	FRA Monster Energy Yamaha MotoGP	YAMAHA	347.2 Sprint
31 Pedro ACOSTA	SPA Red Bull GASGAS Tech3	KTM	347.2 Sprint
37 Augusto FERNANDEZ	SPA Red Bull GASGAS Tech3	KTM	347.2 Sprint
42 Alex RINS	SPA Monster Energy Yamaha MotoGP	YAMAHA	347.2 Sprint
43 Jack MILLER	AUS Red Bull KTM Factory Racing	KTM	347.2 Sprint
30 Takaaki NAKAGAMI	JPN IDEMITSU Honda LCR	HONDA	345.0 Sprint
21 Franco MORBIDELLI	ITA Prima Pramac Racing	DUCATI	343.9 Sprint
36 Joan MIR	SPA Repsol Honda Team	HONDA	342.8 Sprint

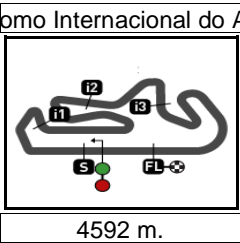
These data/results cannot be reproduced, stored and/or transmitted in whole or in part by any manner of electronic, mechanical, photocopying, recording, broadcasting or otherwise now known or herein after developed without the previous express consent by the copyright owner, except for reproduction in daily press and regular printed publications on sale to the public within 60 days of the event related to those data/results and always provided that copyright symbol appears together as follows below.

© DORNA, 2024

Official MotoGP Timing by TISSOT
www.motogp.com



Portimao, Saturday, March 23, 2024



GRANDE PRÉMIO TISSOT DE PORTUGAL

Sprint

Chronological Analysis of Performances

34

* Lap / Sector time cancelled T1 Time from finish line to 1st intermediate T3 Time from 2nd intermed. to 3rd intermed.
 P Crossing the finish line in pit lane T2 Time from 1st intermed. to 2nd intermed. T4 Time from 3rd intermediate to finish line
 **Tyre data subject to further updates

Lap	Lap Time	T1	T2	T3	T4	Speed	Lap	Lap Time	T1	T2	T3	T4	Speed	
1st	12	Maverick VIÑALES APRILIA SPA						6	1'38.823	20.740	31.567	15.009	31.507	347.2
		Aprilia Racing						7	1'38.479	20.546	31.467	15.023	31.443	347.2
		Runs=1 Total laps=12 Full laps=11 Valid laps=11						8	1'38.907	20.641	31.577	15.121	31.568	345.0
								9	1'38.702	20.625	31.540	15.043	31.494	345.0
								10	1'38.901	20.634	31.628	15.094	31.545	346.1
								11	1'39.358	20.711	31.656	15.108	31.883	346.1
								12	1'39.714	20.774	32.281	15.081	31.578	345.0
Run #	1	Front Tyre	Slick-Hard	Rear Tyre	Slick-Soft									
		New Tyre		New Tyre										
1	1'41.259	22.553	32.084	15.208	31.414									
2	1'39.167	20.701	31.603	15.402	31.461	339.6								
3	1'39.271	20.988	31.610	15.118	31.555	348.3								
4	1'38.800	20.706	31.707	15.044	31.343	347.2								
5	1'38.975	20.609	31.706	15.136	31.524	345.0								
6	1'38.790	20.665	31.596	15.055	31.474	342.8								
7	1'38.733	20.606	31.514	15.036	31.577	343.9								
8	1'38.863	20.648	31.591	15.093	31.531	342.8								
9	1'38.723	20.635	31.457	15.068	31.563	343.9								
10	1'38.904	20.683	31.555	15.111	31.555	339.6								
11	1'38.917	20.690	31.551	15.079	31.597	339.6								
12	1'39.234	20.653	31.702	15.092	31.787	339.6								
4th	1	Francesco BAGNAIA DUCATI ITA												
		Ducati Lenovo Team												
		Runs=1 Total laps=12 Full laps=11 Valid laps=11												
Run #	1	Front Tyre	Slick-Hard	Rear Tyre	Slick-Soft									
		New Tyre		New Tyre										
1	1'40.977	22.512	31.889	15.140	31.436									
2	1'39.149	20.809	31.697	15.124	31.519	350.6								
3	1'38.740	20.540	31.698	15.000	31.502	341.7								
4	1'38.810	20.594	31.663	15.005	31.548	339.6								
5	1'38.766	20.570	31.629	14.999	31.568	338.5								
6	1'38.856	20.549	31.730	14.954	31.623	341.7								
7	1'39.028	20.581	31.649	14.998	31.800	342.8								
8	1'38.783	20.503	31.654	14.934	31.692	341.7								
9	1'41.577	22.857	31.916	15.037	31.767	342.8								
10	1'39.776	21.065	31.833	15.104	31.774	345.0								
11	1'39.555	20.746	31.825	15.098	31.886	342.8								
12	1'39.774	20.754	31.933	15.092	31.995	342.8								
5th	43	Jack MILLER KTM AUS												
		Red Bull KTM Factory Racing												
		Runs=1 Total laps=12 Full laps=11 Valid laps=11												
Run #	1	Front Tyre	Slick-Hard	Rear Tyre	Slick-Soft									
		New Tyre		New Tyre										
1	1'40.832	22.233	31.672	15.234	31.693									
2	1'39.358	20.837	31.636	15.163	31.722	338.5								
3	1'39.453	20.898	31.525	15.383	31.647	339.6								
4	1'39.560	20.946	31.730	15.046	31.838	343.9								
5	1'39.022	20.823	31.523	15.116	31.560	345.0								
6	1'39.090	20.821	31.610	15.006	31.653	347.2								
7	1'38.852	20.687	31.459	15.060	31.646	346.1								
8	1'39.065	20.694	31.427	15.051	31.893	343.9								
9	1'39.713	20.846	31.962	15.074	31.831	346.1								
10	1'39.817	21.453	31.641	15.027	31.696	345.0								
11	1'39.454	20.815	31.623	15.082	31.934	345.0								
12	1'39.749	20.934	31.731	15.129	31.955	342.8								
3rd	89	Jorge MARTIN DUCATI SPA												
		Prima Pramac Racing												
		Runs=1 Total laps=12 Full laps=11 Valid laps=11												
Run #	1	Front Tyre	Slick-Hard	Rear Tyre	Slick-Soft									
		New Tyre		New Tyre										
1	1'41.680	22.655	32.557	15.119	31.349									
2	1'39.254	20.890	31.510	15.084	31.770	346.1								
3	1'38.838	20.961	31.416	14.984	31.477	347.2								
4	1'39.205	20.946	31.773	15.001	31.485	348.3								
5	1'38.897	20.578	31.604	15.190	31.525	343.9								

Fastest Lap: Jorge MARTIN Prima Pramac Racing SPA **1'38.479** 20.546 31.467 15.023 31.443

These data/results cannot be reproduced, stored and/or transmitted in whole or in part by any manner of electronic, mechanical, photocopying, recording, broadcasting or otherwise now known or herein after developed without the previous express consent by the copyright owner, except for reproduction in daily press and regular printed publications on sale to the public within 60 days of the event related to those data/results and always provided that copyright symbol appears together as follows below.
 © DORNA, 2024



Sprint

MotoGP

Lap	Lap Time	T1	T2	T3	T4	Speed	Lap	Lap Time	T1	T2	T3	T4	Speed
6th	23	Enea BASTIANINI				DUCATI	ITA	Run # 1	<i>Front Tyre</i>	Slick-Medium	<i>Rear Tyre</i>	Slick-Medium	
		Ducati Lenovo Team							New Tyre		New Tyre		
		Runs=1	Total laps=12	Full laps=11	Valid laps=11		1	1'43.144	23.282	32.688	15.379	31.795	
Run #	1	<i>Front Tyre</i>	Slick-Hard	<i>Rear Tyre</i>	Slick-Soft		2	1'39.713	20.979	31.888	15.200	31.646	347.2
			New Tyre		New Tyre		3	1'39.278	20.764	31.706	15.131	31.677	346.1
1	1'41.594	22.799	32.119	15.154	31.522		4	1'39.328	20.807	31.611	15.145	31.765	346.1
2	1'39.414	20.829	31.464	15.192	31.929	349.5	5	1'39.261	20.774	31.672	15.071	31.744	343.9
3	1'39.218	21.049	31.600	15.008	31.561	345.0	6	1'39.442	20.897	31.695	15.111	31.739	345.0
4	1'39.072	20.777	31.671	15.027	31.597	348.3	7	1'39.239	20.730	31.646	15.111	31.752	346.1
5	1'39.087	20.869	31.623	15.030	31.565	346.1	8	1'39.527	20.961	31.680	15.155	31.731	338.5
6	1'39.660	21.237	31.760	15.082	31.581	349.5	9	1'39.474	20.827	31.768	15.163	31.716	343.9
7	1'39.004	20.830	31.526	15.031	31.617	348.3	10	1'39.444	20.812	31.739	15.151	31.742	343.9
8	1'39.455	21.097	31.462	15.089	31.807	347.2	11	1'39.597	20.933	31.748	15.138	31.778	345.0
9	1'39.014	20.690	31.588	15.065	31.671	347.2	12	1'39.690	20.878	31.748	15.175	31.889	345.0
10	1'39.546	21.047	31.730	15.071	31.698	346.1							
11	1'39.311	20.849	31.649	15.028	31.785	348.3							
12	1'39.645	20.969	31.812	15.025	31.839	347.2							
7th	31	Pedro ACOSTA				KTM	SPA	Run # 1	<i>Front Tyre</i>	Slick-Hard	<i>Rear Tyre</i>	Slick-Soft	
		Red Bull GASGAS Tech3							New Tyre		New Tyre		
		Runs=1	Total laps=12	Full laps=11	Valid laps=11		1	1'43.564	23.553	32.993	15.327	31.691	
Run #	1	<i>Front Tyre</i>	Slick-Hard	<i>Rear Tyre</i>	Slick-Soft		2	1'39.524	20.893	31.873	15.130	31.628	346.1
			New Tyre		New Tyre		3	1'39.290	21.065	31.578	15.113	31.534	349.5
1	1'43.211	23.384	32.804	15.319	31.704		4	1'39.530	21.275	31.520	15.068	31.667	346.1
2	1'38.980	20.813	31.876	14.920	31.371	346.1	5	1'39.483	20.806	31.753	15.133	31.791	343.9
3	1'38.678	20.710	31.551	14.960	31.457	347.2	6	1'39.333	20.853	31.708	15.122	31.650	347.2
4	1'39.186	20.883	31.715	15.076	31.512	347.2	7	1'39.341	20.829	31.629	15.184	31.699	346.1
5	1'39.701	21.032	31.919	15.032	31.718	347.2	8	1'39.263	20.757	31.564	15.133	31.809	343.9
6	1'38.989	20.686	31.612	15.043	31.648	343.9	9	1'39.542	20.908	31.756	15.125	31.753	346.1
7	1'38.978	20.727	31.571	15.007	31.673	346.1	10	1'39.519	20.799	31.767	15.180	31.773	346.1
8	1'39.280	20.790	31.554	15.108	31.828	343.9	11	1'39.828	20.930	31.819	15.197	31.882	345.0
9	1'39.152	20.770	31.692	15.059	31.631	345.0	12	1'39.903	20.913	31.904	15.171	31.915	343.9
10	1'39.600	20.900	31.740	15.173	31.787	345.0							
11	1'39.491	20.839	31.846	15.008	31.798	338.5							
12	1'39.478	20.786	31.733	15.163	31.796	342.8							
11th	72	Marco BEZZECCHI				DUCATI	ITA	Run # 1	<i>Front Tyre</i>	Slick-Hard	<i>Rear Tyre</i>	Slick-Soft	
		Pertamina Enduro VR46 Racing Team							New Tyre		New Tyre		
		Runs=1	Total laps=12	Full laps=11	Valid laps=11		1	1'43.406	23.437	32.966	15.394	31.609	
Run #	1	<i>Front Tyre</i>	Slick-Hard	<i>Rear Tyre</i>	Slick-Soft		2	1'39.574	20.908	31.846	15.190	31.630	347.2
			New Tyre		New Tyre		3	1'40.028	21.363	31.884	15.059	31.722	347.2
1	1'42.418	23.216	32.652	15.135	31.415		4	1'39.707	20.999	31.726	15.185	31.797	346.1
2	1'38.928	20.886	31.635	14.968	31.439	351.7	5	1'39.184	20.562	31.765	15.087	31.770	345.0
3	1'39.320	20.964	31.826	15.053	31.477	348.3	6	1'39.126	20.692	31.629	15.072	31.733	347.2
4	1'39.252	20.872	31.767	15.069	31.544	350.6	7	1'39.335	20.663	31.681	15.143	31.848	350.6
5	1'40.039	21.238	32.143	15.066	31.592	345.0	8	1'39.355	20.678	31.693	15.139	31.845	349.5
6	1'39.043	20.734	31.733	15.048	31.528	349.5	9	1'39.622	20.765	31.819	15.153	31.885	347.2
7	1'39.199	20.755	31.764	15.049	31.631	350.6	10	1'40.003	21.292	31.711	15.179	31.821	348.3
8	1'39.446	21.131	31.706	15.054	31.555	345.0	11	1'39.777	20.839	31.831	15.160	31.947	345.0
9	1'40.188	21.597	31.811	15.200	31.580	343.9	12	1'40.048	20.858	32.004	15.185	32.001	343.9
10	1'39.309	20.869	31.649	15.175	31.616	342.8							
11	1'39.191	20.889	31.689	15.098	31.515	345.0							
12	1'39.464	20.927	31.753	15.128	31.656	340.6							
9th	20	Fabio QUARTARARO				YAMAHA	FRA	Run # 1	<i>Front Tyre</i>	Slick-Hard	<i>Rear Tyre</i>	Slick-Soft	
		Monster Energy Yamaha MotoGP Team							New Tyre		New Tyre		
		Runs=1	Total laps=12	Full laps=11	Valid laps=11		1	1'44.054	23.772	33.253	15.502	31.527	
Run #	1	<i>Front Tyre</i>	Slick-Hard	<i>Rear Tyre</i>	Slick-Soft								
			New Tyre		New Tyre								

Fastest Lap: Jorge MARTIN Prima Pramac Racing SPA **1'38.479** 20.546 31.467 15.023 31.443

These data/results cannot be reproduced, stored and/or transmitted in whole or in part by any manner of electronic, mechanical, photocopying, recording, broadcasting or otherwise now known or herein after developed without the previous express consent by the copyright owner, except for reproduction in daily press and regular printed publications on sale to the public within 60 days of the event related to those data/results and always provided that copyright symbol appears together as follows below.
© DORNA, 2024

Sprint

MotoGP

Lap	Lap Time	T1	T2	T3	T4	Speed	Lap	Lap Time	T1	T2	T3	T4	Speed
2	1'39.545	20.992	31.813	15.117	31.623	348.3	5	1'39.685	20.965	31.747	15.196	31.777	346.1
3	1'39.480	20.848	31.944	15.140	31.548	352.9	6	1'40.054	21.189	31.852	15.139	31.874	340.6
4	1'39.735	21.113	31.671	15.212	31.739	350.6	7	1'39.666	21.095	31.686	15.140	31.745	341.7
5	1'39.271	20.802	31.569	15.135	31.765	345.0	8	1'40.534	21.324	31.942	15.251	32.017	342.8
6	1'39.380	20.737	31.794	15.142	31.707	351.7	9	1'39.787	20.988	31.688	15.179	31.932	341.7
7	1'39.200	20.703	31.666	15.159	31.672	350.6	10	1'40.953	21.795	32.123	15.190	31.845	339.6
8	1'39.471	20.783	31.753	15.193	31.742	345.0	11	1'39.527	21.001	31.679	15.089	31.758	338.5
9	1'39.665	20.983	31.756	15.176	31.750	343.9	12	1'39.765	21.082	31.733	15.171	31.779	338.5
10	1'40.770	21.768	31.867	15.304	31.831	347.2							
11	1'39.592	20.785	31.834	15.132	31.841	343.9							
12	1'39.992	20.963	31.804	15.204	32.021	341.7							

16th 21 **Franco MORBIDELLI** DUCATI ITA
Prima Pramac Racing
Runs=1 Total laps=12 Full laps=11 Valid laps=11

13th 73 **Alex MARQUEZ** DUCATI SPA
Gresini Racing MotoGP
Runs=1 Total laps=12 Full laps=11 Valid laps=11

Run #	1	Front Tyre	Slick-Hard	Rear Tyre	Slick-Soft
			New Tyre	New Tyre	
1	1'43.891	23.628	33.162	15.362	31.739
2	1'39.483	20.926	31.827	15.107	31.623 348.3
3	1'41.058	22.432	31.756	15.080	31.790 347.2
4	1'39.550	20.888	31.762	15.170	31.730 346.1
5	1'39.545	21.007	31.705	15.101	31.732 339.6
6	1'39.358	20.802	31.692	15.140	31.724 342.8
7	1'39.485	20.848	31.708	15.166	31.763 341.7
8	1'39.442	20.828	31.790	15.112	31.712 339.6
9	1'39.431	20.835	31.682	15.164	31.750 341.7
10	1'39.836	20.952	31.871	15.196	31.817 342.8
11	1'39.869	20.915	31.958	15.188	31.808 340.6
12	1'40.146	21.181	31.856	15.130	31.979 340.6

Run #	1	Front Tyre	Slick-Hard	Rear Tyre	Slick-Soft
			New Tyre	New Tyre	
1	1'44.644	23.824	33.114	15.835	31.871
2	1'39.774	21.169	31.777	15.195	31.633 343.9
3	1'39.939	21.245	31.670	15.199	31.825 342.8
4	1'39.843	21.120	31.921	15.166	31.636 342.8
5	1'39.636	20.973	31.811	15.104	31.748 343.9
6	1'39.642	20.756	31.856	15.203	31.827 343.9
7	1'39.935	20.876	31.949	15.289	31.821 343.9
8	1'40.839	21.515	32.076	15.307	31.941 340.6
9	1'40.698	21.744	31.947	15.275	31.732 338.5
10	1'40.626	21.140	32.434	15.170	31.882 341.7
11	1'40.013	21.069	31.823	15.248	31.873 339.6
12	1'40.096	20.989	31.924	15.255	31.928 339.6

17th 30 **Takaaki NAKAGAMI** HONDA JPN
IDEMITSU Honda LCR
Runs=1 Total laps=12 Full laps=11 Valid laps=11

14th 36 **Joan MIR** HONDA SPA
Repsol Honda Team
Runs=1 Total laps=12 Full laps=11 Valid laps=11

Run #	1	Front Tyre	Slick-Hard	Rear Tyre	Slick-Soft
			New Tyre	4 Laps at start	
1	1'45.037	24.072	33.498	15.504	31.963
2	1'40.080	21.107	31.873	15.253	31.847 341.7
3	1'39.847	20.993	31.860	15.222	31.772 337.5
4	1'39.837	20.853	31.909	15.237	31.838 341.7
5	1'39.634	20.810	31.801	15.180	31.843 340.6
6	1'39.751	20.853	31.789	15.163	31.946 342.8
7	1'39.618	20.878	31.658	15.162	31.920 339.6
8	1'40.718	21.311	32.175	15.266	31.966 338.5
9	1'39.801	21.071	31.711	15.192	31.827 337.5
10	1'39.534	20.826	31.722	15.135	31.851 337.5
11	1'39.699	20.861	31.806	15.154	31.878 335.4
12	1'40.115	20.923	31.887	15.209	32.096 334.3

Run #	1	Front Tyre	Slick-Medium	Rear Tyre	Slick-Soft
			New Tyre	New Tyre	
1	1'45.678	24.328	33.539	15.609	32.202
2	1'40.323	21.054	32.201	15.215	31.853 345.0
3	1'40.388	21.077	32.091	15.216	32.004 342.8
4	1'39.518	20.736	31.816	15.104	31.862 340.6
5	1'39.529	20.804	31.750	15.088	31.887 338.5
6	1'39.733	20.799	31.816	15.206	31.912 340.6
7	1'39.818	20.752	31.813	15.206	32.047 340.6
8	1'40.261	20.964	32.006	15.315	31.976 339.6
9	1'40.192	21.048	31.987	15.152	32.005 338.5
10	1'40.573	20.929	32.460	15.229	31.955 340.6
11	1'40.107	21.018	31.949	15.184	31.956 340.6
12	1'39.914	20.966	31.843	15.145	31.960 338.5

18th 10 **Luca MARINI** HONDA ITA
Repsol Honda Team
Runs=1 Total laps=12 Full laps=11 Valid laps=11

15th 37 **Augusto FERNANDEZ** KTM SPA
Red Bull GASGAS Tech3
Runs=1 Total laps=12 Full laps=11 Valid laps=11

Run #	1	Front Tyre	Slick-Hard	Rear Tyre	Slick-Soft
			New Tyre	New Tyre	
1	1'44.850	23.917	33.575	15.431	31.927
2	1'39.946	21.117	31.932	15.247	31.650 347.2
3	1'39.865	21.160	31.924	15.164	31.617 345.0
4	1'39.857	21.033	31.922	15.240	31.662 342.8

Run #	1	Front Tyre	Slick-Hard	Rear Tyre	Slick-Soft
			New Tyre	New Tyre	
1	1'45.523	24.247	33.443	15.615	32.218
2	1'40.398	20.996	32.188	15.256	31.958 346.1
3	1'40.584	20.998	32.096	15.270	32.220 347.2
4	1'40.734	21.125	32.170	15.301	32.138 345.0
5	1'40.910	21.047	32.179	15.330	32.354 338.5
6	1'40.809	20.974	32.187	15.365	32.283 340.6
7	1'40.932	21.060	32.269	15.316	32.287 339.6

Fastest Lap: Jorge MARTIN Prima Pramac Racing SPA 1'38.479 20.546 31.467 15.023 31.443

These data/results cannot be reproduced, stored and/or transmitted in whole or in part by any manner of electronic, mechanical, photocopying, recording, broadcasting or otherwise now known or herein after developed without the previous express consent by the copyright owner, except for reproduction in daily press and regular printed publications on sale to the public within 60 days of the event related to those data/results and always provided that copyright symbol appears together as follows below.
© DORNA, 2024

Sprint

MotoGP

Lap	Lap Time	T1	T2	T3	T4	Speed	Lap	Lap Time	T1	T2	T3	T4	Speed
8	1'40.858	20.989	32.187	15.340	32.342	339.6							
9	1'40.775	20.984	32.191	15.323	32.277	339.6							
10	1'41.005	21.122	32.257	15.298	32.328	339.6							
11	1'40.835	21.021	32.224	15.293	32.297	338.5							
12	1'41.180	21.006	32.188	15.398	32.588	335.4							

19th 5 **Johann ZARCO** HONDA FRA
 CASTROL Honda LCR
 Runs=1 Total laps=5 Full laps=3 Valid laps=3

Run #	1	Front Tyre	Slick-Hard	Rear Tyre	Slick-Soft	
		New Tyre		New Tyre		
1	1'44.230	24.038	33.087	15.491	31.614	
2	1'39.575	21.110	31.704	15.099	31.662	349.5
3	1'39.592	21.010	31.755	15.088	31.739	347.2
4	2'03.432	20.974	49.940	17.114	35.404	345.0
5	2'09.533 P	22.173	37.870	18.177	51.313	326.2

20th 33 **Brad BINDER** KTM RSA
 Red Bull KTM Factory Racing
 Runs=1 Total laps=3 Full laps=2 Valid laps=2

Run #	1	Front Tyre	Slick-Hard	Rear Tyre	Slick-Soft	
		New Tyre		New Tyre		
1	1'41.812	22.964	32.425	15.141	31.282	
2	1'39.270	21.180	31.544	14.923	31.623	347.2
3	1'39.217	20.956	31.938	14.983	31.340	342.8
	unfinished	20.842	31.705	15.019		351.7

21st 49 **Fabio DI GIANNANTONI** DUCATI ITA
 Pertamina Enduro VR46 Racing Team
 Runs=1 Total laps=3 Full laps=2 Valid laps=2

Run #	1	Front Tyre	Slick-Hard	Rear Tyre	Slick-Soft	
		New Tyre		New Tyre		
1	1'43.800	23.524	33.194	15.337	31.745	
2	1'39.478	20.884	31.863	15.066	31.665	346.1
3	1'39.451	20.905	31.884	14.985	31.677	351.7
	unfinished	21.089	31.786			342.8

22nd 42 **Alex RINS** YAMAHA SPA
 Monster Energy Yamaha MotoGP Team
 Runs=1 Total laps=2 Full laps=1 Valid laps=1

Run #	1	Front Tyre	Slick-Medium	Rear Tyre	Slick-Soft	
		New Tyre		New Tyre		
1	1'42.285	23.040	32.639	15.145	31.461	
2	1'39.389	21.170	31.668	15.027	31.524	346.1

Fastest Lap: Jorge MARTIN Prima Pramac Racing SPA **1'38.479** 20.546 31.467 15.023 31.443

These data/results cannot be reproduced, stored and/or transmitted in whole or in part by any manner of electronic, mechanical, photocopying, recording, broadcasting or otherwise now known or herein after developed without the previous express consent by the copyright owner, except for reproduction in daily press and regular printed publications on sale to the public within 60 days of the event related to those data/results and always provided that copyright symbol appears together as follows below.
 © DORNA, 2024



GRANDE PRÉMIO TISSOT DE PORTUGAL
Sprint
Analysis by Lap

35

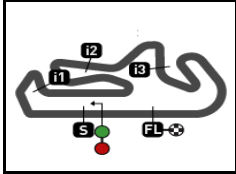
Num Lap Time Gap

Num	Lap	Time	Gap	Num	Lap	Time	Gap	Num	Lap	Time	Gap	Num	Lap	Time	Gap				
Lap 1																			
43	1	1'40.832		25	1	1'39.290	3.512	23	1	1'39.660	2.747	23	1	1'39.014	2.937	23	1	1'39.645	4.384
1	1	1'40.977	0.145	49	1	1'39.451	3.863	31	1	1'38.989	3.447	31	1	1'39.152	3.574	31	1	1'39.478	5.088
12	1	1'41.259	0.427	72	1	1'40.028	4.142	41	1	1'39.043	3.702	41	1	1'40.188	5.252	41	1	1'39.464	6.161
93	1	1'41.475	0.643	88	1	1'39.480	4.213	20	1	1'39.442	4.868	20	1	1'39.474	5.825	20	1	1'39.690	7.501
23	1	1'41.594	0.762	5	1	1'39.592	4.531	25	1	1'39.333	5.426	25	1	1'39.542	6.289	25	1	1'39.903	8.484
89	1	1'41.680	0.848	21	1	1'39.939	5.491	72	1	1'39.126	5.727	72	1	1'39.622	6.756	72	1	1'40.048	9.529
33	1	1'41.812	0.980	73	1	1'41.058	5.566	88	1	1'39.380	6.167	88	1	1'39.665	7.220	88	1	1'39.992	10.519
42	1	1'42.285	1.453	37	1	1'39.865	5.795	73	1	1'39.358	7.587	73	1	1'39.431	8.662	73	1	1'40.146	11.458
41	1	1'42.418	1.586	36	1	1'39.847	6.098	21	1	1'39.642	8.180	37	1	1'39.787	11.663	36	1	1'40.115	14.035
20	1	1'43.144	2.312	30	1	1'40.388	7.523	36	1	1'39.751	8.888	36	1	1'39.801	11.742	37	1	1'39.765	14.853
31	1	1'43.211	2.379	10	1	1'40.584	7.639	37	1	1'40.054	8.959	21	1	1'40.698	12.369	21	1	1'40.096	16.049
72	1	1'43.406	2.574	Lap 4															
25	1	1'43.564	2.732	1	4	1'38.810		Lap 7				Lap 10							
49	1	1'43.800	2.968	93	4	1'38.744	0.536	1	7	1'39.028		12	10	1'38.904					
73	1	1'43.891	3.059	12	4	1'38.800	0.821	12	7	1'38.733	0.669	89	10	1'38.901	0.201				
88	1	1'44.054	3.222	89	4	1'39.205	1.301	89	7	1'38.479	0.850	93	10	1'38.851	0.707				
5	1	1'44.230	3.398	43	4	1'39.560	1.527	93	7	1'38.722	1.270	1	10	1'39.776	2.977				
21	1	1'44.644	3.812	23	4	1'39.072	1.622	43	7	1'38.852	1.841	43	10	1'39.817	3.277				
37	1	1'44.850	4.018	41	4	1'39.252	2.242	23	7	1'39.004	2.723	23	10	1'39.546	3.579				
36	1	1'45.037	4.205	31	4	1'39.186	2.379	31	7	1'38.978	3.397	31	10	1'39.600	4.270				
10	1	1'45.523	4.691	25	4	1'39.530	4.232	41	7	1'39.199	3.873	41	10	1'39.309	5.657				
30	1	1'45.678	4.846	72	4	1'39.707	5.039	20	7	1'39.239	5.079	20	10	1'39.444	6.365				
Lap 2																			
1	2	1'39.149		88	4	1'39.735	5.138	25	7	1'39.341	5.739	25	10	1'39.519	6.904				
43	2	1'39.358	0.064	73	4	1'39.550	6.306	72	7	1'39.335	6.034	72	10	1'40.003	7.855				
93	2	1'38.893	0.242	21	2	1'39.843	6.524	88	7	1'39.200	6.339	88	10	1'40.770	9.086				
12	2	1'39.167	0.300	37	2	1'39.857	6.842	73	7	1'39.485	8.044	73	10	1'39.836	9.594				
89	2	1'39.254	0.808	36	2	1'39.837	7.125	21	7	1'39.935	9.087	36	10	1'39.534	12.372				
23	2	1'39.414	0.882	30	2	1'39.518	8.231	36	7	1'39.618	9.478	37	10	1'40.953	13.712				
33	2	1'39.270	0.956	10	2	1'40.734	9.563	37	7	1'39.666	9.597	21	10	1'40.626	14.091				
41	2	1'38.928	1.220	5	2	2'03.432	29.153	30	7	1'39.818	10.661	30	10	1'40.573	14.528				
42	2	1'39.389	1.548	Lap 5															
31	2	1'38.980	2.065	1	5	1'38.766		10	7	1'40.932	15.564	10	10	1'41.005	21.043				
20	2	1'39.713	2.731	12	5	1'38.975	1.030	Lap 8				Lap 11							
72	2	1'39.574	2.854	93	5	1'39.571	1.341	1	8	1'38.783		12	11	1'38.917					
25	2	1'39.524	2.962	89	5	1'38.897	1.432	12	8	1'38.863	0.749	89	11	1'39.358	0.642				
49	2	1'39.478	3.152	43	5	1'39.022	1.783	89	8	1'38.907	0.974	93	11	1'38.999	0.789				
73	2	1'39.483	3.248	23	5	1'39.087	1.943	93	8	1'38.777	1.264	1	11	1'39.555	3.615				
88	2	1'39.545	3.473	31	5	1'39.701	3.314	43	8	1'39.065	2.123	43	11	1'39.454	3.814				
5	2	1'39.575	3.679	41	5	1'40.039	3.515	23	8	1'39.455	3.395	23	11	1'39.311	3.973				
21	2	1'39.774	4.292	20	5	1'39.261	4.282	31	8	1'39.280	3.894	31	11	1'39.491	4.844				
37	2	1'39.946	4.670	25	5	1'39.483	4.949	41	8	1'39.446	4.536	41	11	1'39.191	5.931				
36	2	1'40.080	4.991	72	5	1'39.184	5.457	20	8	1'39.527	5.823	20	11	1'39.597	7.045				
10	2	1'40.398	5.795	88	5	1'39.271	5.643	25	8	1'39.263	6.219	25	11	1'39.828	7.815				
30	2	1'40.323	5.875	73	5	1'39.545	7.085	72	8	1'39.355	6.606	72	11	1'39.777	8.715				
Lap 3																			
1	3	1'38.740		21	5	1'39.636	7.394	88	8	1'39.471	7.027	88	11	1'39.592	9.761				
93	3	1'39.100	0.602	37	5	1'39.685	7.761	73	8	1'39.442	8.703	73	11	1'39.869	10.546				
43	3	1'39.453	0.777	36	5	1'39.634	7.993	21	8	1'40.839	11.143	36	11	1'39.699	13.154				
12	3	1'39.271	0.831	30	5	1'39.529	8.994	37	8	1'40.534	11.348	37	11	1'39.527	14.322				
89	3	1'38.838	0.906	10	5	1'40.910	11.707	36	8	1'40.718	11.413	21	11	1'40.013	15.187				
23	3	1'39.218	1.360	5	5	2'09.533	59.920	30	8	1'40.261	12.139	30	11	1'40.107	15.718				
33	3	1'39.217	1.433	Lap 6															
41	3	1'39.320	1.800	1	6	1'38.856		12	11	1'38.723		Lap 12							
31	3	1'38.678	2.003	12	6	1'38.790	0.964	89	11	1'38.702	0.204	12	12	1'39.234					
20	3	1'39.278	3.269	89	6	1'38.823	1.399	93	11	1'38.968	0.760	93	12	1'39.484	1.039				
Lap 7																			
Lap 8																			
Lap 9																			
Lap 10																			
Lap 11																			
Lap 12																			
1	12	1'39.774	4.155	1	12	1'39.774	4.155	1	12	1'39.774	4.155	1	12	1'39.774	4.155				
43	12	1'39.749	4.329	43	12	1'39.749	4.329	43	12	1'39.749	4.329	43	12	1'39.749	4.329				

Lapped rider

These data/results cannot be reproduced, stored and/or transmitted in whole or in part by any manner of electronic, mechanical, photocopying, recording, broadcasting or otherwise now known or herein after developed without the previous express consent by the copyright owner, except for reproduction in daily press and regular printed publications on sale to the public within 60 days of the event related to those data/results and always provided that copyright symbol appears together as follows below.
 © DORNA, 2024





4592 m.

GRANDE PRÉMIO TISSOT DE PORTUGAL

After the Sprint

2024 Rookie of the Year Classification

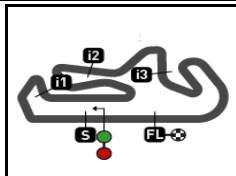
MotoGP™

36

Rider	Points	Leader	Prev	QAT	POR	AME	SPA	FRA	CAT	ITA	KAZ	NED	GER	GBR	AUT	ARA	RSM	IND	INA	JPN	AUS	THA	MAL	VAL	
1 ACOSTA Pedro [SPA]	12			9 2 7	3 3																				

These data/results cannot be reproduced, stored and/or transmitted in whole or in part by any manner of electronic, mechanical, photocopying, recording, broadcasting or otherwise now known or herein after developed without the previous express consent by the copyright owner, except for reproduction in daily press and regular printed publications on sale to the public within 60 days of the event related to those data/results and always provided that copyright symbol appears together as follows below.
© DORNA, 2024





4592 m.

GRANDE PRÉMIO TISSOT DE PORTUGAL

After the Sprint

2024 Independent Team Classification

MotoGP™

36

Rider	Points	Leader	Prev	QAT	POR	AME	SPA	FRA	CAT	ITA	KAZ	NED	GER	GBR	AUT	ARA	RSM	IND	INA	JPN	AUS	THA	MAL	VAL	
1 MARTIN Jorge [SPA]	35			28 12 16	7 7																				
2 MARQUEZ Marc [SPA]	27	8	8	18 5 13	9 9																				
3 MARQUEZ Alex [SPA]	13	22	14	13 3 10	-																				
4 ACOSTA Pedro [SPA]	12	23	1	9 2 7	3 3																				
5 DI GIANNANTONIO Fabio [ITA]	9	26	3	9 - 9	-																				
6 ZARCO Johann [FRA]	4	31	5	4 - 4	-																				
7 BEZZECCHI Marco [ITA]	2	33	2	2 - 2	-																				
8 OLIVEIRA Miguel [POR]	1	34	1	1 - 1	-																				

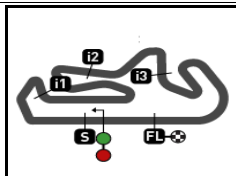
Team	Points	Leader	Previous	QAT	POR	AME	SPA	FRA	CAT	ITA	KAZ	NED	GER	GBR	AUT	ARA	RSM	IND	INA	JPN	AUS	THA	MAL	VAL	
1 GRESINI RACING MOTOGP	40			31	9																				
2 PRIMA PRAMAC RACING	35	5	5	28	7																				
3 RED BULL GASGAS TECH3	12	28	23	9	3																				
4 PERTAMINA ENDURO VR46 RACING TE	11	29	1	11	-																				
5 LCR HONDA	4	36	7	4	-																				
6 TRACKHOUSE RACING	1	39	3	1	-																				

These data/results cannot be reproduced, stored and/or transmitted in whole or in part by any manner of electronic, mechanical, photocopying, recording, broadcasting or otherwise now known or herein after developed without the previous express consent by the copyright owner, except for reproduction in daily press and regular printed publications on sale to the public within 60 days of the event related to those data/results and always provided that copyright symbol appears together as follows below.
© DORNA, 2024

Official MotoGP Timing by 
www.motogp.com



Portimão, Saturday, March 23, 2024



GRANDE PRÉMIO TISSOT DE PORTUGAL
Sprint - Starting Grid

4592 m.

Race : 12 laps = 55.104 km



1	1 1'37.706 23 Enea BASTIANINI Ducati	2	2 1'37.788 12 Maverick VIÑALES Aprilia	3	3 1'37.812 89 Jorge MARTIN Ducati
2	4 1'37.922 1 Francesco BAGNAIA Ducati	5	5 1'38.032 43 Jack MILLER KTM	6	6 1'38.072 72 Marco BEZZECCHI Ducati
3	7 1'38.138 31 Pedro ACOSTA KTM	8	8 1'38.147 93 Marc MARQUEZ Ducati	9	9 1'38.322 20 Fabio QUARTARARO Yamaha
4	10 1'38.412 33 Brad BINDER KTM	11	11 1'38.502 42 Alex RINS Yamaha	12	12 1'38.060 73 Alex MARQUEZ Ducati
5	13 1'38.279 41 Aleix ESPARGARO Aprilia	14	14 1'38.309 49 Fabio DI GIANNANTONIO Ducati	15	15 1'38.385 88 Miguel OLIVEIRA Aprilia
6	16 1'38.448 25 Raul FERNANDEZ Aprilia	17	17 1'38.454 21 Franco MORBIDELLI Ducati	18	18 1'38.934 37 Augusto FERNANDEZ KTM
7	19 1'39.004 5 Johann ZARCO Honda	20	20 1'39.025 36 Joan MIR Honda	21	21 1'39.058 30 Takaaki NAKAGAMI Honda
8	22 1'39.451 10 Luca MARINI Honda				

The results are provisional until the end of the limit for protest and appeals and until the ratification of the Event Management Committee.

Time limit for protest expires 60' at the latest after publication of the results - Time:

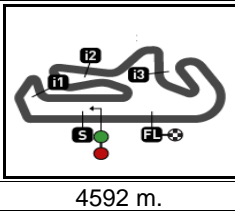
These data/results cannot be reproduced, stored and/or transmitted in whole or in part by any manner of electronic, mechanical, photocopying, recording, broadcasting or otherwise now known or herein after developed without the previous express consent by the copyright owner, except for reproduction in daily press and regular printed publications on sale to the public within 60 days of the event related to those data/results and always provided that copyright symbol appears together as follows below.

© DORNA, 2024


Official MotoGP Timing by TISSOT
 www.motogp.com



Portimao, Saturday, March 23, 2024

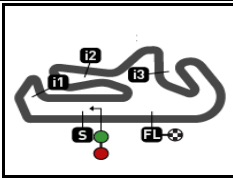


GRANDE PRÉMIO TISSOT DE PORTUGAL
Sprint
Top Speed & Average

	Rider	Nation	Motorcycle	Top 5 speeds					Average	Top
88	Miguel OLIVEIRA	POR	APRILIA	352.9	351.7	350.6	350.6	348.3	350.8	352.9
33	Brad BINDER	RSA	KTM	351.7	347.2	342.8			347.2	351.7
41	Aleix ESPARGARO	SPA	APRILIA	351.7	350.6	350.6	349.5	348.3	350.1	351.7
49	Fabio DI GIANNANTONIO	ITA	DUCATI	351.7	346.1	342.8			346.9	351.7
1	Francesco BAGNAIA	ITA	DUCATI	350.6	345.0	342.8	342.8	342.8	344.5	350.6
72	Marco BEZZECCHI	ITA	DUCATI	350.6	349.5	348.3	347.2	347.2	348.2	350.6
93	Marc MARQUEZ	SPA	DUCATI	350.6	348.3	348.3	347.2	346.1	347.8	350.6
5	Johann ZARCO	FRA	HONDA	349.5	347.2	345.0	326.2		342.0	349.5
23	Enea BASTIANINI	ITA	DUCATI	349.5	349.5	348.3	348.3	348.3	348.8	349.5
25	Raul FERNANDEZ	SPA	APRILIA	349.5	347.2	346.1	346.1	346.1	346.7	349.5
12	Maverick VIÑALES	SPA	APRILIA	348.3	347.2	345.0	343.9	343.9	345.7	348.3
73	Alex MARQUEZ	SPA	DUCATI	348.3	347.2	346.1	342.8	342.8	345.4	348.3
89	Jorge MARTIN	SPA	DUCATI	348.3	347.2	347.2	347.2	346.1	346.9	348.3
10	Luca MARINI	ITA	HONDA	347.2	346.1	345.0	340.6	339.6	342.2	347.2
20	Fabio QUARTARARO	FRA	YAMAHA	347.2	346.1	346.1	346.1	345.0	345.8	347.2
31	Pedro ACOSTA	SPA	KTM	347.2	347.2	347.2	346.1	346.1	346.8	347.2
37	Augusto FERNANDEZ	SPA	KTM	347.2	346.1	345.0	342.8	342.8	344.8	347.2
42	Alex RINS	SPA	YAMAHA	346.1					346.1	347.2
43	Jack MILLER	AUS	KTM	347.2	346.1	346.1	345.0	345.0	345.7	347.2
30	Takaaki NAKAGAMI	JPN	HONDA	345.0	342.8	340.6	340.6	340.6	341.5	345.0
21	Franco MORBIDELLI	ITA	DUCATI	343.9	343.9	343.9	343.9	342.8	343.5	343.9
36	Joan MIR	SPA	HONDA	342.8	341.7	341.7	340.6	339.6	341.3	342.8


These data/results cannot be reproduced, stored and/or transmitted in whole or in part by any manner of electronic, mechanical, photocopying, recording, broadcasting or otherwise now known or herein after developed without the previous express consent by the copyright owner, except for reproduction in daily press and regular printed publications on sale to the public within 60 days of the event related to those data/results and always provided that copyright symbol appears together as follows below.

© DORNA, 2024



4592 m.

GRANDE PRÉMIO TISSOT DE PORTUGAL
Sprint
Fastest Laps Sequence

<i>Lap</i>	<i>Race Time</i>	 <i>Rider</i>	<i>Nation</i>	<i>Motorcycle</i>	<i>Time</i>	<i>Km/h</i>	<i>Riders's Lap</i>
2	3'20.126	1 Francesco BAGNAIA	ITA	DUCATI	1'39.149	166.7	2
2	3'20.368	93 Marc MARQUEZ	SPA	DUCATI	1'38.893	167.1	2
3	4'58.866	1 Francesco BAGNAIA	ITA	DUCATI	1'38.740	167.4	3
3	5'00.869	31 Pedro ACOSTA	SPA	KTM	1'38.678	167.5	3
7	11'35.176	89 Jorge MARTIN	SPA	DUCATI	1'38.479	167.8	7

These data/results cannot be reproduced, stored and/or transmitted in whole or in part by any manner of electronic, mechanical, photocopying, recording, broadcasting or otherwise now known or herein after developed without the previous express consent by the copyright owner, except for reproduction in daily press and regular printed publications on sale to the public within 60 days of the event related to those data/results and always provided that copyright symbol appears together as follows below.
 © DORNA, 2024