

MotoGP™ Official Test Sepang

MotoGP Sepang Circuit 5.543 km
Session 3 2/8/2019 10:00

Practice (8:00:00 Time) started at 10:00:00

Lap	Time of Day	Lap Tm	S1 Tm	S2 Tm	S3 Tm	S4 Tm	Spd
(9) Danilo PETRUCCI							
1	10:12:00.596			29.367	38.882	30.865	
2	10:14:02.111	2:01.515	25.055	27.639	38.327	30.494	327.2
3	10:16:02.165	2:00.054	25.017	27.467	37.260	30.310	328.2
4	10:18:02.230	2:00.065	24.939	27.430	37.381	30.315	328.2
p5	10:20:14.682	2:12.452	26.633	29.722	39.647		325.3
6	10:27:06.813	6:52.131		28.221	37.890	30.416	
7	10:29:06.087	1:59.274	24.820	27.174	37.033	30.247	328.2
p8	10:31:20.015	2:13.928	27.443	29.307	39.673		330.2
9	10:40:17.314	8:57.299		27.948	37.594	30.086	
10	10:42:15.553	1:58.239	24.650	27.057	36.638	29.894	327.2
p11	10:44:27.187	2:11.634	26.880	29.264	39.271		309.4
12	11:10:01.330	25:34.143		28.283	37.959	30.592	
13	11:12:01.616	2:00.286	25.081	27.498	37.372	30.335	325.3
14	11:14:02.363	2:00.747	24.978	27.596	37.442	30.731	329.2
15	11:16:02.900	2:00.537	25.113	27.551	37.449	30.424	324.3
p16	11:18:19.931	2:17.031	27.806	30.297	40.944		320.4
17	11:40:49.822	22:29.891		28.269	38.409	30.516	
18	11:42:49.595	1:59.773	24.941	27.392	37.179	30.261	325.3
19	11:44:50.200	2:00.605	24.911	27.378	38.109	30.207	326.2
20	11:46:57.184	2:06.984	25.146	30.240	40.997	30.601	325.3
21	11:48:57.322	2:00.138	25.052	27.498	37.269	30.319	322.3
22	11:50:57.511	2:00.189	24.982	27.529	37.314	30.364	323.3
23	11:53:02.799	2:05.288	29.313	27.872	37.683	30.420	284.9
p24	11:55:08.668	2:05.869	25.117	27.820	37.519		313.9
25	12:18:53.415	23:44.747		28.599	38.415	32.829	
26	12:20:54.028	2:00.613	25.077	27.613	37.567	30.356	322.3
27	12:22:54.222	2:00.194	25.035	27.477	37.297	30.385	325.3
p28	12:25:11.348	2:17.126	27.111	31.576	42.102		313.9
29	12:45:08.282	19:56.934		28.564	38.081	30.625	
30	12:47:08.921	2:00.639	25.052	27.606	37.595	30.386	323.3
31	12:49:09.149	2:00.228	24.964	27.531	37.336	30.397	326.2
p32	12:51:30.117	2:20.968	29.628	31.052	41.825		276.9

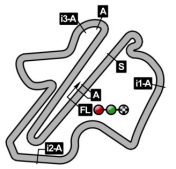
Lap	Time of Day	Lap Tm	S1 Tm	S2 Tm	S3 Tm	S4 Tm	Spd
16	11:15:47.300	1:59.833	24.864	27.376	37.325	30.268	328.2
17	11:17:47.958	2:00.658	24.948	27.702	37.464	30.544	328.2
p18	11:20:02.904	2:14.946	28.424	30.013	38.005		314.8
19	11:44:08.826	24:05.922		29.902	38.996	30.527	
20	11:46:09.483	2:00.657	25.072	27.646	37.557	30.382	328.2
21	11:48:09.791	2:00.308	24.909	27.565	37.619	30.215	325.3
22	11:50:09.749	1:59.958	24.831	27.502	37.485	30.140	327.2
23	11:52:09.743	1:59.994	24.838	27.468	37.488	30.200	327.2
24	11:54:09.747	2:00.004	24.912	27.489	37.423	30.180	326.2
p25	11:56:35.562	2:25.815	29.136	32.414	43.325		297.5
26	12:13:39.715	17:04.153		28.796	38.965	30.923	
27	12:15:42.027	2:02.312	25.706	28.053	37.957	30.596	325.3
28	12:17:42.455	2:00.428	24.999	27.646	37.455	30.328	324.3
29	12:19:42.911	2:00.456	25.005	27.520	37.600	30.331	324.3
p30	12:22:04.267	2:21.356	28.776	32.132	41.688		305.0
31	15:38:46.775	1:16:42.508		29.091	38.811	30.837	
32	15:40:47.944	2:01.169	25.167	27.812	37.937	30.253	321.4
33	15:42:48.794	2:00.850	24.903	27.624	37.737	30.586	323.3
34	15:44:49.861	2:01.067	25.047	27.609	38.102	30.309	324.3
35	15:46:50.765	2:00.904	24.872	27.759	37.771	30.502	322.3
36	15:48:52.031	2:01.266	24.874	27.673	37.953	30.766	323.3
37	15:50:52.995	2:00.964	24.918	27.768	37.754	30.524	323.3
38	15:52:53.921	2:00.926	25.061	27.786	37.670	30.409	323.3
39	15:54:54.930	2:01.009	25.152	27.707	37.662	30.488	324.3
40	15:56:56.144	2:01.214	25.023	27.830	37.929	30.432	320.4
41	15:58:57.271	2:01.127	25.029	27.746	37.873	30.479	321.4
42	16:00:59.353	2:02.082	24.958	27.791	37.976	31.357	323.3
43	16:03:01.221	2:01.868	25.095	27.830	38.180	30.763	323.3
44	16:05:02.895	2:01.674	25.129	28.030	37.959	30.556	324.3
45	16:07:04.589	2:01.694	25.161	27.953	37.960	30.620	325.3
46	16:09:06.487	2:01.898	25.222	27.939	38.150	30.587	325.3
47	16:11:08.611	2:02.124	25.062	28.219	38.131	30.712	326.2

Lap	Time of Day	Lap Tm	S1 Tm	S2 Tm	S3 Tm	S4 Tm	Spd
(4) Andrea DOVIZIOSO							
1	10:07:43.575				30.777	38.338	30.542
2	10:09:44.415	2:00.840	24.959	27.707	37.768	30.406	325.3
3	10:11:43.927	1:59.512	24.786	27.356	37.134	30.236	328.2
p4	10:14:01.395	2:17.468	27.294	31.073	40.878		310.3
5	10:21:07.871	7:06.476		31.575	38.136	30.310	
6	10:23:11.868	2:03.997	24.866	29.631	39.169	30.331	329.2
7	10:25:11.216	1:59.348	24.764	27.299	37.112	30.173	326.2
8	10:27:10.488	1:59.272	24.731	27.271	37.099	30.171	327.2
p9	10:29:31.006	2:20.518	30.088	30.184	43.047		299.1
10	10:41:08.613	11:37.607		29.125	38.360	30.380	
11	10:43:07.151	1:58.538	24.719	27.156	36.755	29.908	328.2
p12	10:45:23.552	2:16.401	27.742	30.895	40.374		319.5
13	11:02:07.194	16:43.642		30.164	39.554	31.012	
14	11:04:09.103	2:01.909	25.284	28.136	37.956	30.533	321.4
15	11:06:09.434	2:00.331	24.962	27.580	37.388	30.401	327.2
16	11:08:09.019	1:59.585	24.855	27.318	37.206	30.206	327.2
p17	11:10:26.105	2:17.086	27.014	31.074	40.901		272.0
18	11:43:44.068	33:17.963		31.341	40.166	31.252	
19	11:45:46.579	2:02.511	25.539	28.116	38.213	30.643	315.7
20	11:47:47.532	2:00.953	25.135	27.917	37.505	30.396	321.4
p21	11:49:54.861	2:07.329	24.901	27.598	37.491		327.2
22	15:58:21.838	1:08:26.977		31.919	41.565	31.677	
23	16:00:26.380	2:04.542	25.871	28.906	39.009	30.756	313.0
24	16:02:28.327	2:01.947	25.237	27.991	38.178	30.541	322.3
25	16:04:29.912	2:01.585	24.923	27.926	38.020	30.716	323.3
p26	16:06:36.783	2:06.871	24.931	27.656	37.720		323.3
27	16:39:26.282	32:49.499		30.926	41.003	31.649	
28	16:41:29.299	2:03.017	25.535	28.442	38.366	30.674	317.6
29	16:43:30.656	2:01.357	25.069	27.740	37.978	30.570	323.3
30	16:45:32.109	2:01.453	25.068	27.853	37.905	30.627	325.3
31	16:47:32.926	2:00.817	24.984	27.748	37.568	30.517	323.3
p32	16:49:50.673	2:17.747	27.272	31.431	41.299		279.0
33	17:05:28.436	15:37.763		30.559	39.641	31.402	
34	17:07:30.373	2:01.937	25.232	28.010	38.206	30.489	322.3
35	17:09:31.737	2:01.364	25.154	27.882	37.846	30.482	323.3
p36	17:11:38.204	2:06.467	25.009	27.712	37.627		325.3

Lap	Time of Day	Lap Tm	S1 Tm	S2 Tm	S3 Tm	S4 Tm	Spd
(12) Maverick VIÑALES							
1	10:12:39.343				28.788	38.505	30.691
2	10:14:40.493	2:01.150	25.310	27.711	37.633	30.496	322.3

Orbits





MotoGP™ Official Test Sepang

MotoGP Session 3 Sepang Circuit 5.543 km 2/8/2019 10:00

Practice (8:00:00 Time) started at 10:00:00

Table with 16 columns (Lap, Time of Day, Lap Tm, S1 Tm, S2 Tm, S3 Tm, S4 Tm, Spd) and 76 rows of data for various riders including Cal CRUTCHLOW and Aleix ESPARGARO.

Orbits





MotoGP™ Official Test Sepang

MotoGP Session 3 Sepang Circuit 5.543 km 2/8/2019 10:00

Practice (8:00:00 Time) started at 10:00:00

Table with 16 columns: Lap, Time of Day, Lap Tm, S1 Tm, S2 Tm, S3 Tm, S4 Tm, Spd. Contains data for multiple riders including Marc MARQUEZ.

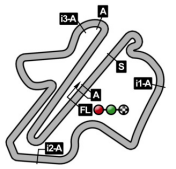
Table for (46) Valentino ROSSI with 16 columns: Lap, Time of Day, Lap Tm, S1 Tm, S2 Tm, S3 Tm, S4 Tm, Spd.

Table for (93) Marc MARQUEZ with 16 columns: Lap, Time of Day, Lap Tm, S1 Tm, S2 Tm, S3 Tm, S4 Tm, Spd.

Table for (42) Alex RINS with 16 columns: Lap, Time of Day, Lap Tm, S1 Tm, S2 Tm, S3 Tm, S4 Tm, Spd.

Orbits





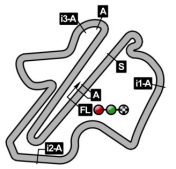
MotoGP™ Official Test Sepang

MotoGP Session 3 Sepang Circuit 5.543 km 2/8/2019 10:00

Practice (8:00:00 Time) started at 10:00:00

Table with 16 columns (Lap, Time of Day, Lap Tm, S1 Tm, S2 Tm, S3 Tm, S4 Tm, Spd) and 2 rows per lap. Includes rider names like (6) Stefan BRADL and (53) Tito RABAT.





MotoGP™ Official Test Sepang

MotoGP Sepang Circuit 5.543 km

Session 3 2/8/2019 10:00

Practice (8:00:00 Time) started at 10:00:00

Lap	Time of Day	Lap Tm	S1 Tm	S2 Tm	S3 Tm	S4 Tm	Spd	Lap	Time of Day	Lap Tm	S1 Tm	S2 Tm	S3 Tm	S4 Tm	Spd
33	16:09:53.495	2:02.513	25.574	28.079	37.982	30.878	313.0								
p34	16:12:09.839	2:16.344	27.365	30.303	38.780		307.6								
35	16:36:54.547	24:44.708		29.559	39.612	31.680									
36	16:38:58.373	2:03.826	25.469	28.139	39.409	30.809	313.0								
37	16:41:01.693	2:03.320	25.623	28.229	38.370	31.098	308.5								
38	16:43:04.207	2:02.514	25.484	28.066	38.021	30.943	313.0								
p39	16:45:15.888	2:11.681	25.436	28.537	38.345		313.9								
40	17:06:54.985	21:39.097		29.959	40.012	31.310									
41	17:08:59.210	2:04.225	25.879	28.585	38.831	30.930	307.6								
42	17:11:02.974	2:03.764	25.719	28.428	38.707	30.910	309.4								
43	17:13:06.859	2:03.885	25.702	28.368	38.833	30.982	309.4								
p44	17:15:26.824	2:19.965	27.667	30.178	40.573		305.9								
45	17:30:59.499	15:32.675		29.166	39.245	31.253									
46	17:33:03.813	2:04.314	25.815	28.778	38.730	30.991	308.5								
47	17:35:10.742	2:06.929	28.270	28.737	38.767	31.155	313.0								
48	17:37:14.818	2:04.076	25.636	28.598	38.732	31.110	305.0								
p49	17:39:38.204	2:23.386	28.400	30.113	40.843		305.9								

